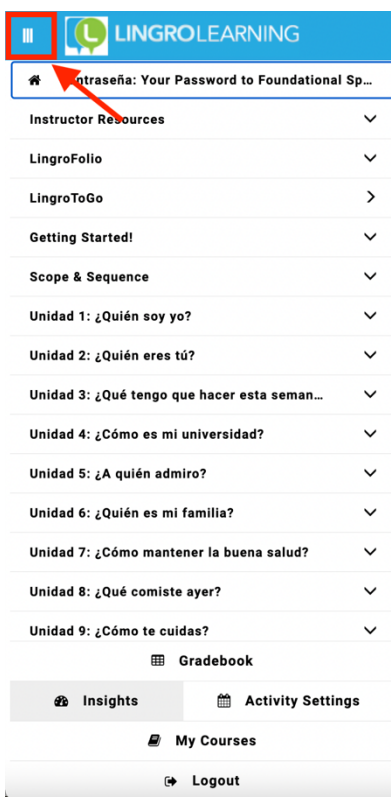


# Instructor How-to Tutorial: Instructor Resources

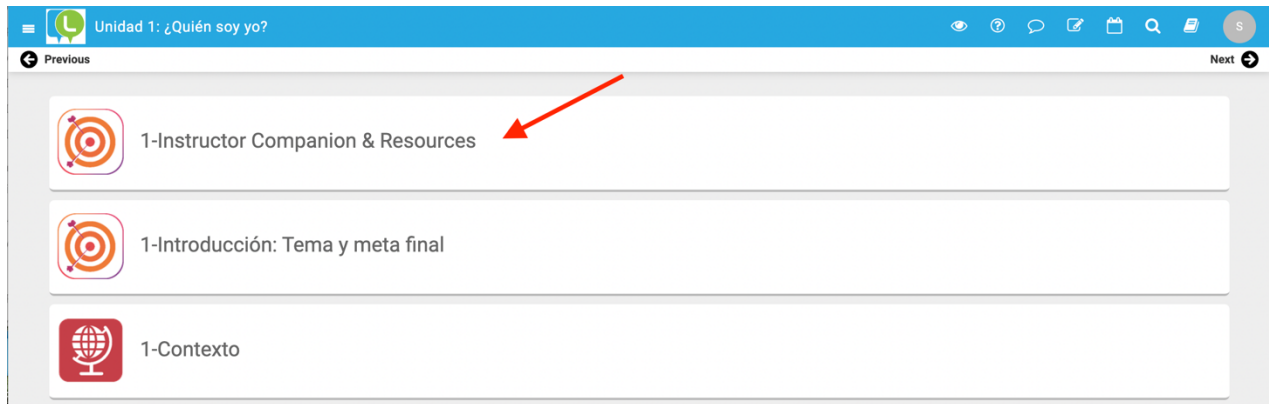
Instructor Resources are available in downloadable format from two places in your course depending on your needs.

## Option A: Unit-Specific Instructor Companion and Resources

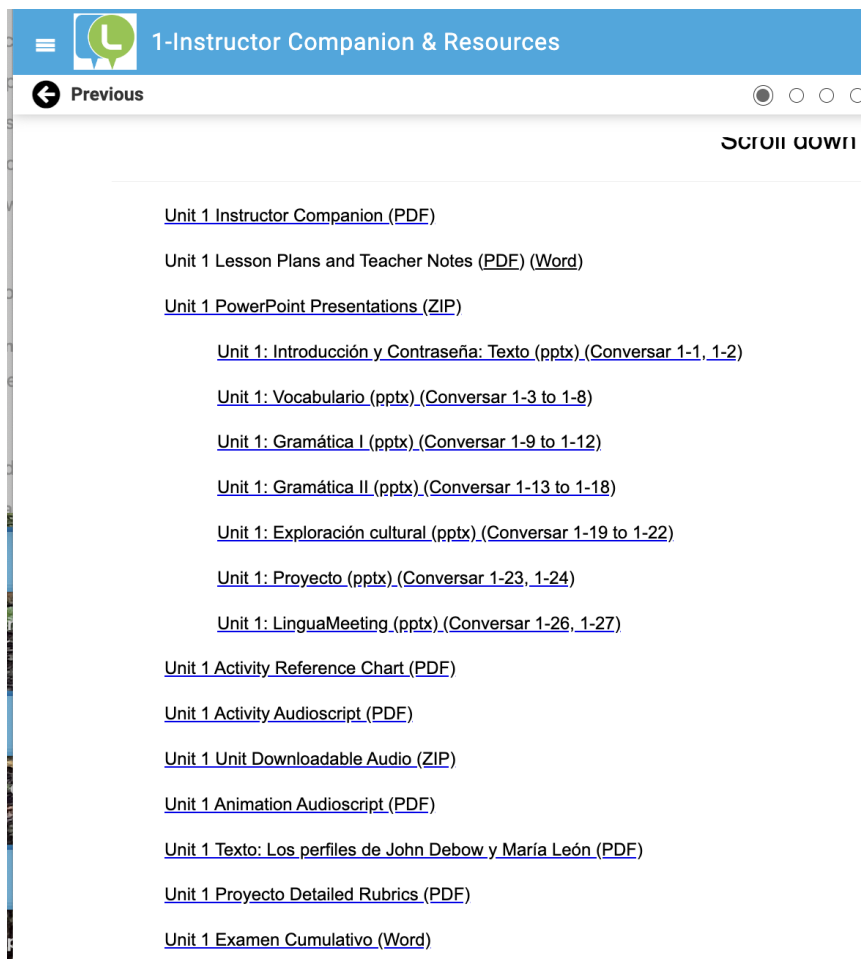
1. After you access LingroHub and your course, click on the **MENU** button at the top left of the screen and click on the title of the Unit you need.



2. You will now see the main window for the unit with each unit section. Click on the first tab **Instructor Companion & Resources**.



3. In this window you will see a list of all the instructional and teaching materials for that unit, such as the Instructor Companion with lesson plans and teacher notes, *Conversar* PPTs, Test Banks, answer keys, audioscripts, project rubrics, and more. Click on the resource you need to view and/or download it.



## Option B: General Instructor Resources

1. After you access LingroHub and your course, click on the **MENU** button at the top left of the screen and click on the drop-down arrow next to the **Instructor Resources** tab. Once the drop-down menu opens, click on the first tab Instructor Resources (a).



You are now in the General Instructor Resources folder. This is **Contraseña's** library of instructional and teaching materials for all units. Scroll down to find folders for each unit. Each folder contains the same materials as in **Option A** but all units are in this location.

