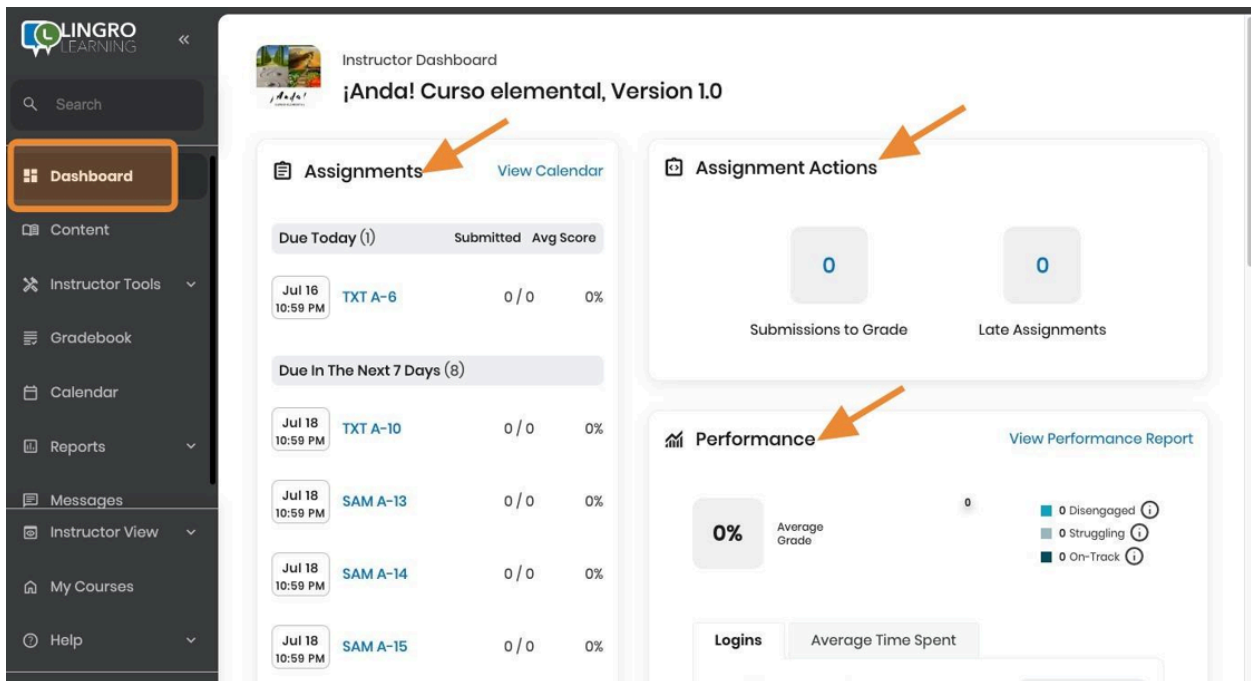


Instructor Dashboard

The **Dashboard** is the main anchor page of your course and will be the first page you see once you enter your course. Here you can view:

- All upcoming **Assignments** you have assigned (with a link to **View Calendar**)
- **Assignment Actions** needed by you as the instructor: 1) How many student submissions need to be graded and 2) how many late assignments there are
- Overall student **Performance** in the course. Here you can view different types of student data to help you track student interaction with the platform.



The screenshot shows the Instructor Dashboard interface. On the left is a navigation sidebar with 'Dashboard' highlighted. The main content area is titled 'Instructor Dashboard ¡Anda! Curso elemental, Version 1.0'. It features three main sections: 'Assignments', 'Assignment Actions', and 'Performance'. The 'Assignments' section has a table with columns for 'Due Today (1)', 'Submitted', and 'Avg Score'. The 'Assignment Actions' section shows two metrics: 'Submissions to Grade' and 'Late Assignments', both with a value of 0. The 'Performance' section shows an 'Average Grade' of 0% and a legend for student status: 0 Disengaged, 0 Struggling, and 0 On-Track. Three orange arrows point to the 'Assignments', 'Assignment Actions', and 'Performance' section headers.

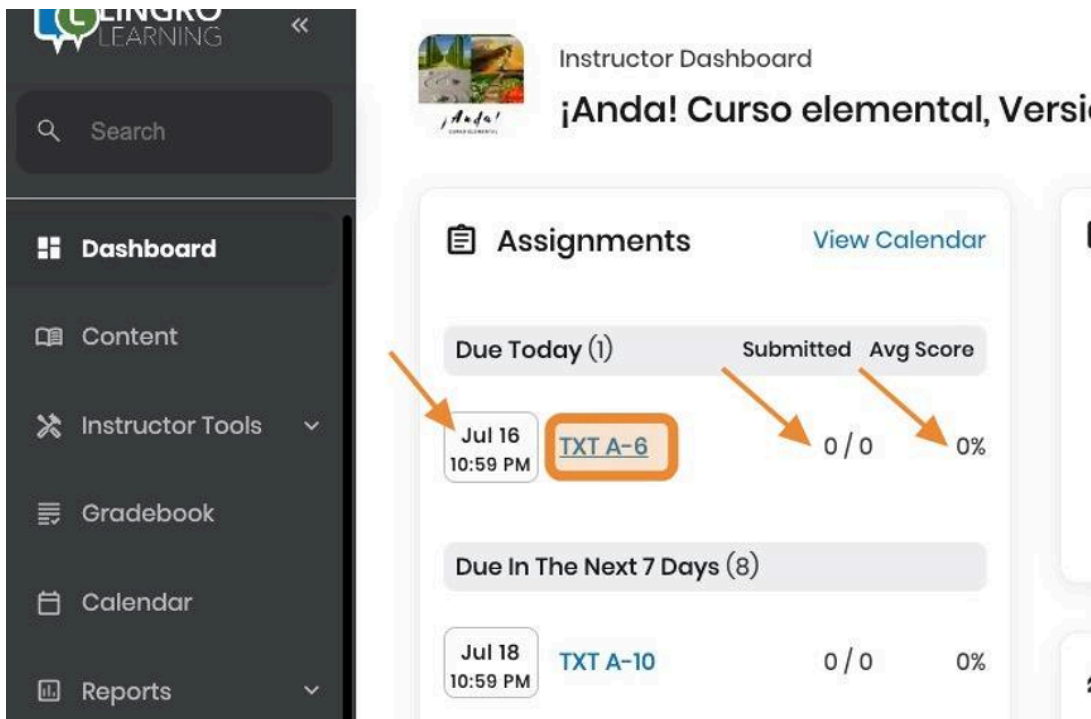
Due Today (1)	Submitted	Avg Score
Jul 16 10:59 PM TXT A-6	0 / 0	0%

Due In The Next 7 Days (8)	Submitted	Avg Score
Jul 18 10:59 PM TXT A-10	0 / 0	0%
Jul 18 10:59 PM SAM A-13	0 / 0	0%
Jul 18 10:59 PM SAM A-14	0 / 0	0%
Jul 18 10:59 PM SAM A-15	0 / 0	0%

Assignments

- Here, you can view **basic information** about upcoming assignments like due date/time, number of students that submitted, and the overall average score.

- You can also quickly access **upcoming assigned items** by clicking on the item title.



Assignment Actions

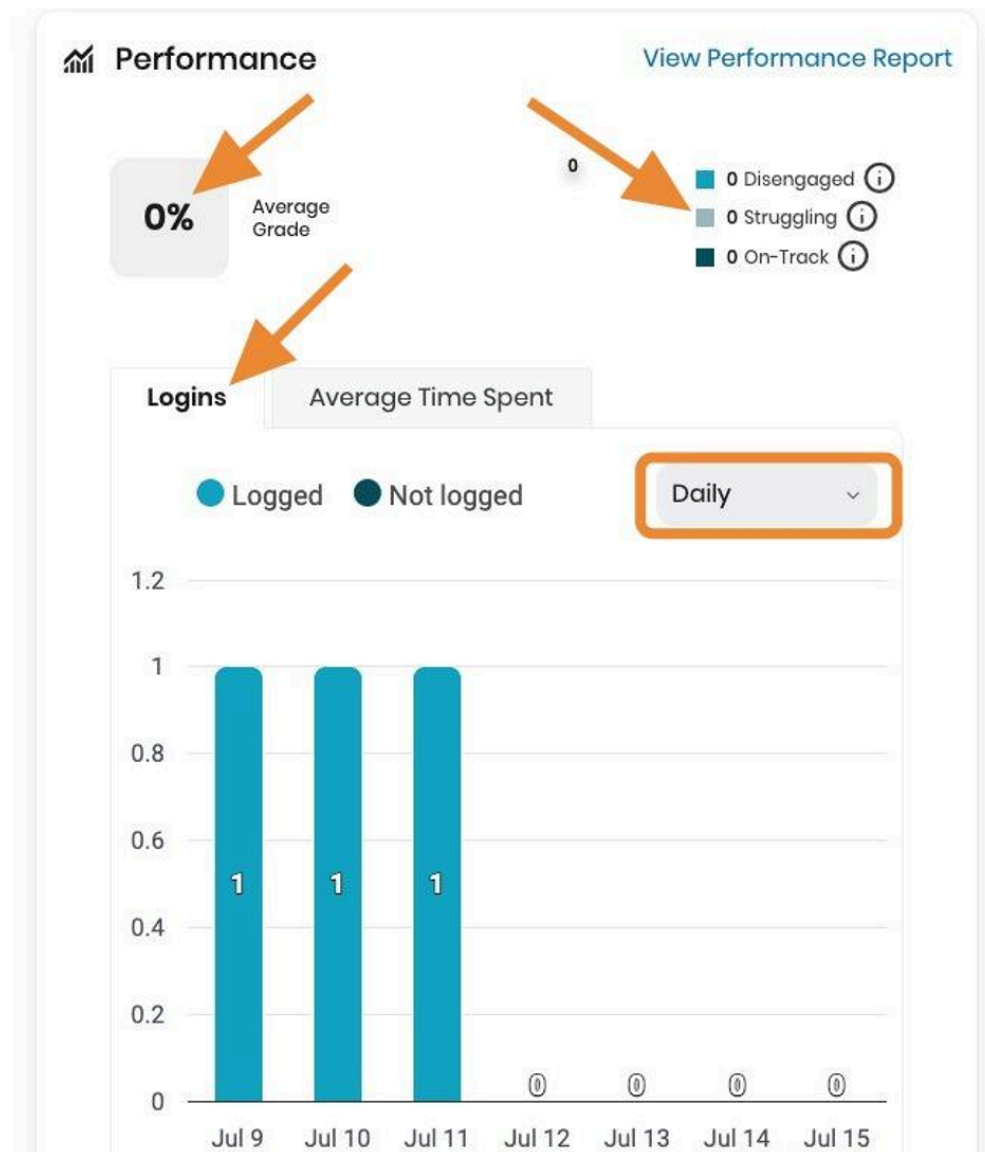
- Submissions to Grade** - Click the number listed to go straight to the **Grading Center** and start grading student submissions (also accessible under *Instructor Tools* in the left menu).
- Late Assignments** - Click the number listed to go to the **Late Work Manager** and view/grade all student late work (also accessible under *Instructor Tools* in the left menu).

Version 1.0

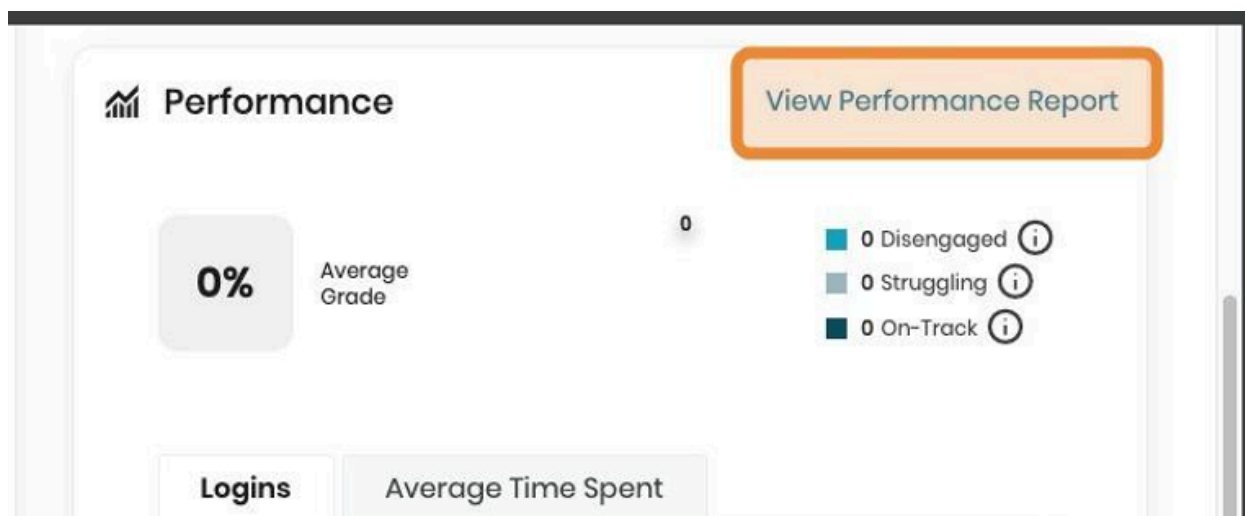


Performance - Here you can view different data points regarding student performance in your course:

- You can see the overall class **Average Grade** for the course.
- You can see student progress in terms of students who are:
 - **Disengaged** (students who have used this course for less than 30 minutes in the past week or less than 60 minutes in the past two weeks),
 - **Struggling** (students who are actively using the application but whose average scores are less than 70%), or
 - **On-Track** (students whose average scores are over 70%).
- You can track student engagement with the platform by looking at the number of **Logins** and the **Average Time Spent** in the platform by day, week, or month.



NOTE: By clicking on **View Performance Report** in the upper right corner, you can view more detailed reports on student performance.



[Made with Scribe](#)