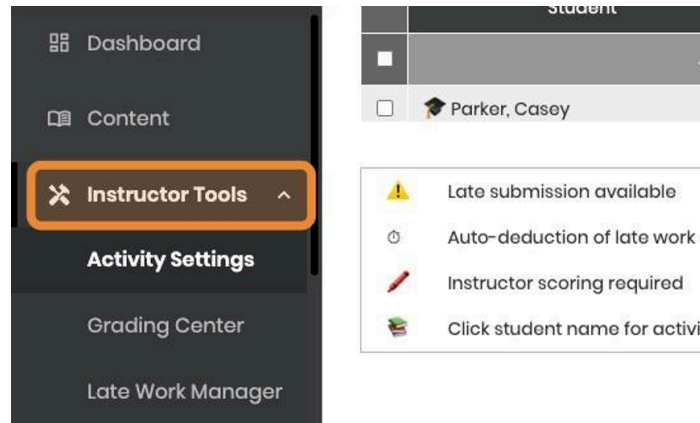


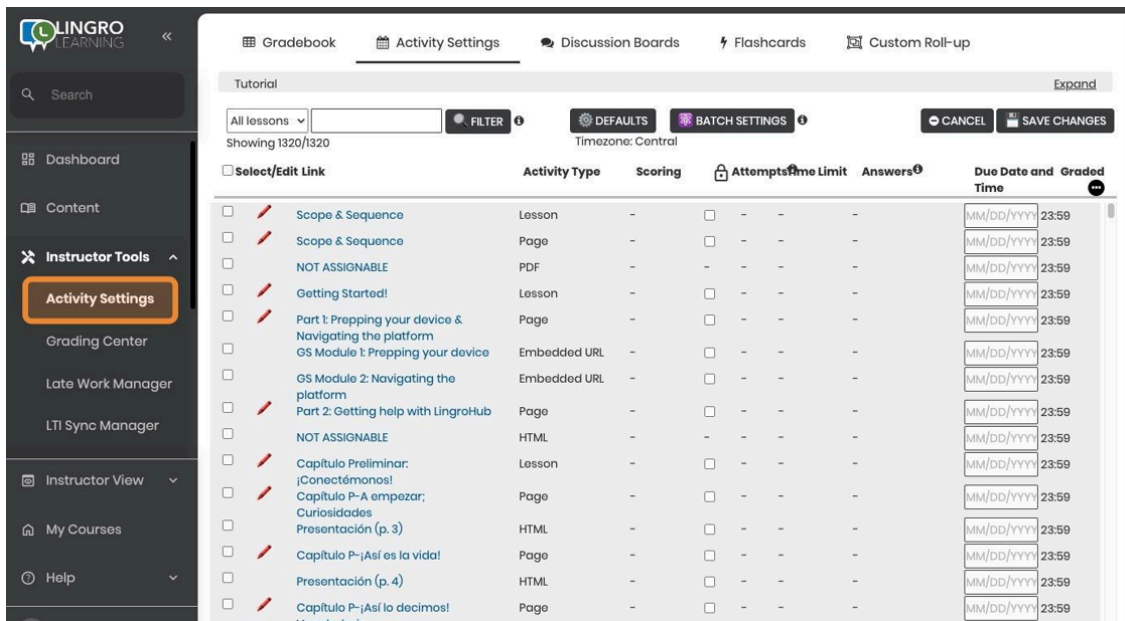
Instructor Tools

The **Instructor Tools** tab contains various tools that will be useful for you as an instructor.

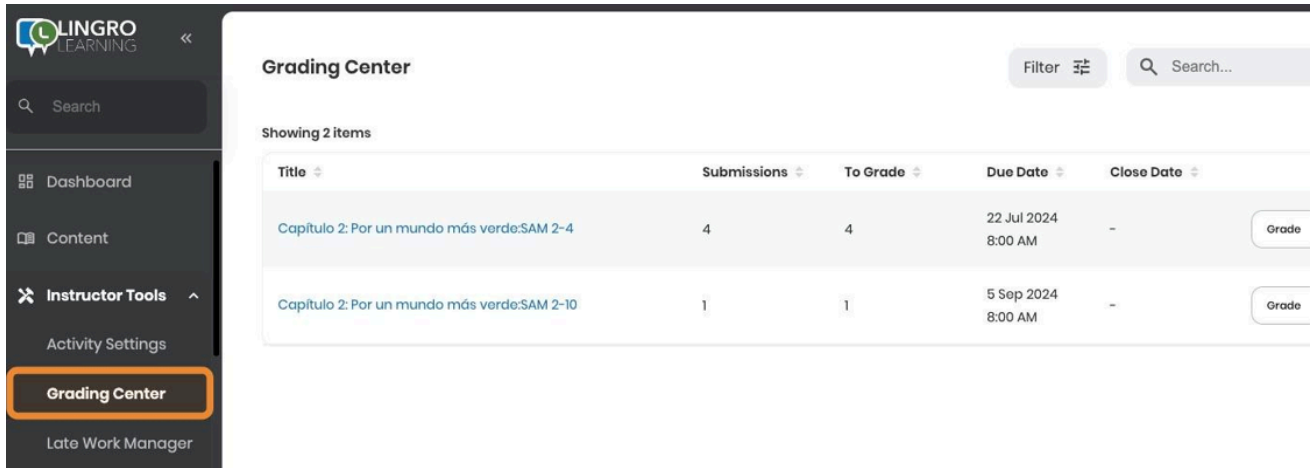


Activity Settings - The **Activity Settings** page is where you will assign all activities to students.

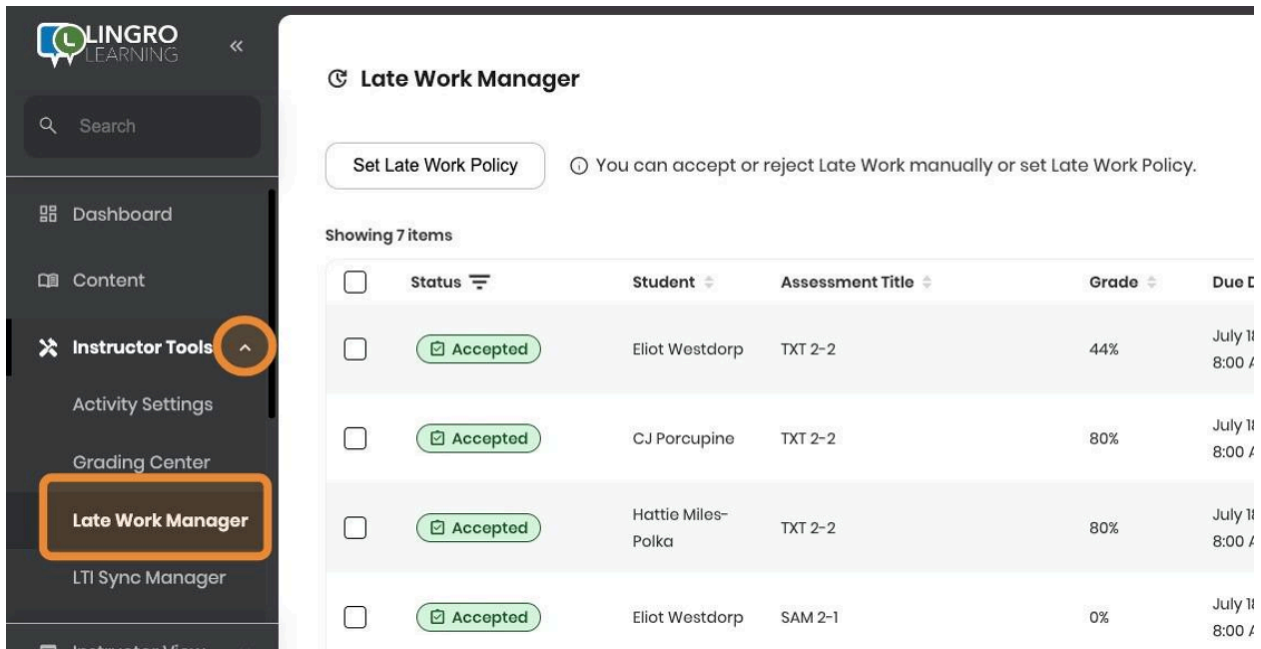
Refer to the various "Activity Settings" tutorials for more information on how to assign activities, change activity preferences (# of attempts, time limit, etc.), update system defaults, and more.



Grading Center - The **Grading Center** is where you can see all student submissions, including projects, that need to be manually graded by you as the instructor. *Use the Filter and Search options to view specific assignments or students.



Late Work Manager - The **Late Work Manager** allows you to Set Your Late Work Policy and accept the late work of an individual student or groups of students.



Course Setup - The **Course Setup** page contains all important information about your course including the **Course Enrollment Code** you will share with students so that they can enroll in your course. **WARNING** - Altering any information on this page could cause errors in your course. If something seems wrong, please contact courses@lingrolearning.com.

The screenshot shows the 'Course Setup' page in the LINGRO Learning interface. The left sidebar contains navigation options like 'Activity Settings', 'Grading Center', and 'Course Setup' (which is highlighted). The main content area displays course information: Title '¡Anda! Curso elemental, Version 1.0', Start Date '06/11/2024', and Open Date '06/11/2024'. Below this is the 'PRICING' section with Student Price '\$75.00', Days of Access '150', and Grace Period '14'. The 'ADDITIONAL SETTINGS' section includes a Score Cut off of '60'. The 'Registration Details' section shows a Shareable Course Link and a Course Enrollment Code '5b3f0b', which is highlighted with an orange box and an arrow. The right sidebar contains various toggle switches for settings like 'Calendar', 'Lesson Title prefix on Calendar', 'Locked for new enrollments', 'Messaging', 'Grade Center shows Practice submissions', 'Study Center', and 'Auto-numbering'.

Instructor Resources - The **Instructor Resources** page includes all instructional materials including sample lesson plans, answer keys, audio scripts, and more.

The screenshot shows the 'Instructor Resources' page in the LINGRO Learning interface. The left sidebar contains navigation options like 'Grading Center', 'Late Work Manager', 'Course Setup', and 'Instructor Resources' (which is highlighted). The main content area is titled 'Instructor Resources' and features a 'WELCOME to the DOWNLOADABLE INSTRUCTOR RESOURCE!' message. Below the message, there are three main sections of resources:

- GENERAL TEXT RESOURCES**: Philosophy of ¡Anda! Curso elemental, Introduction to Hybrid Course, Sample Syllabi, Lesson Plans, Testing: Midterms and Finals.
- CHAPTER SPECIFIC RESOURCES**: Text Answer Keys, Text Audio Scripts, SAM PDFs, SAM Audio Scripts, Videoscripts, Text Images, Testing Program for DOWNLOAD (Word), Testing Program for DOWNLOAD (pdf), Testing Audio Page, PowerPoint Presentations.
- ACCESSIBLE ALTERNATIVES**: SAM Accessible Alternatives (Word), SAM: Answer Key Accessible Alternatives (Word), Testing Program Accessible Alternatives (Word), Testing Program: Answer Key Accessible Alternatives.

 A note at the bottom of the resources list says 'Click on a resource to the left to preview or download'.