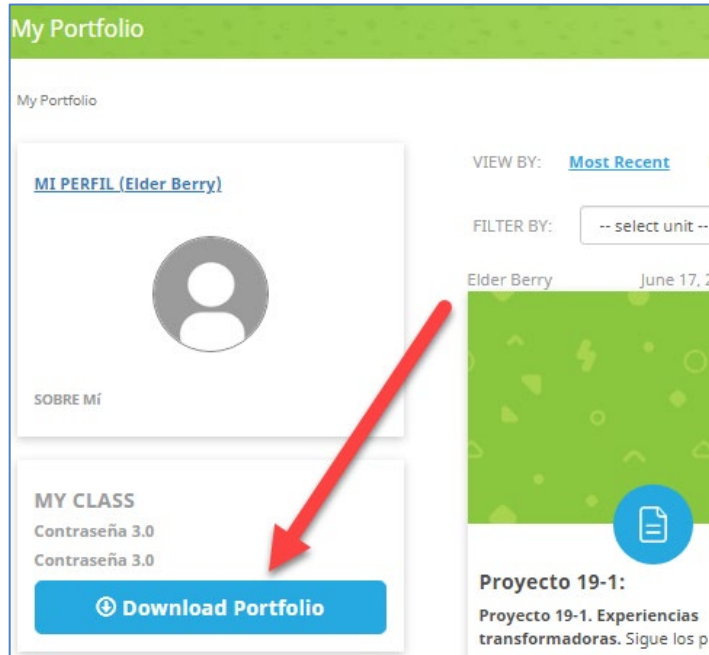




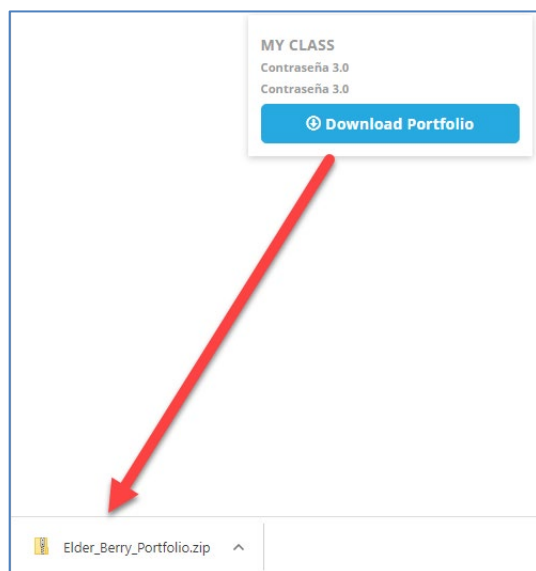
## LingroHub: Student How-To Guide

### Keeping your LingroFolio projects for the future

At the end of the term (or whenever you desire), you may wish to download all your projects as one file to keep them for the future. Locate the Lingrofolio Dashboard by clicking **MENU > LINGROFOLIO > LINGROFOLIO DASHBOARD**.



Click **DOWNLOAD PORTFOLIO** and the zipped file will download to your computer. Where and how it downloads will depend on your computer settings.

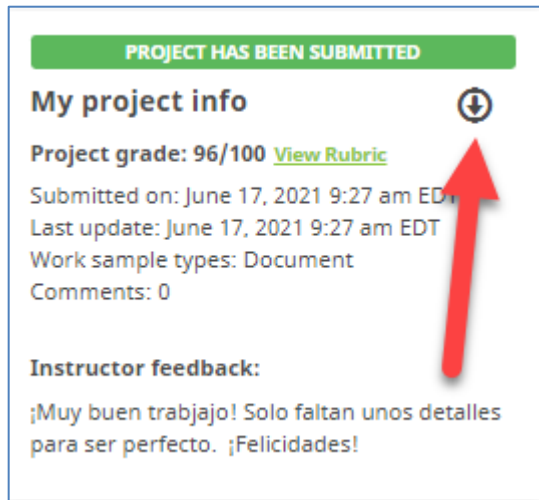


Be sure to move the file to a location where you'd like to store it.



## LingroHub: Student How-To Guide

You may also wish to download individual projects. To do so, locate the project **PUBLICAR** tab of the unit that you wish to download.



In the My Project info box, click the down arrow and the zipped file will download to your computer. Where and how it downloads will depend on your computer settings.

Be sure to move the file to a location where you'd like to store it.