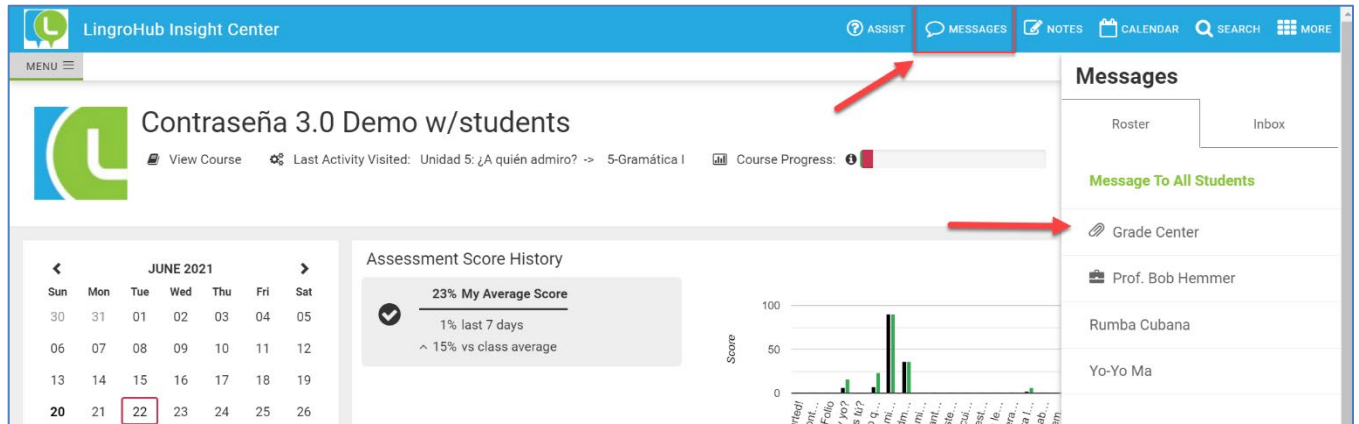




LingroHub: Student How-To Guide

The Grade Center

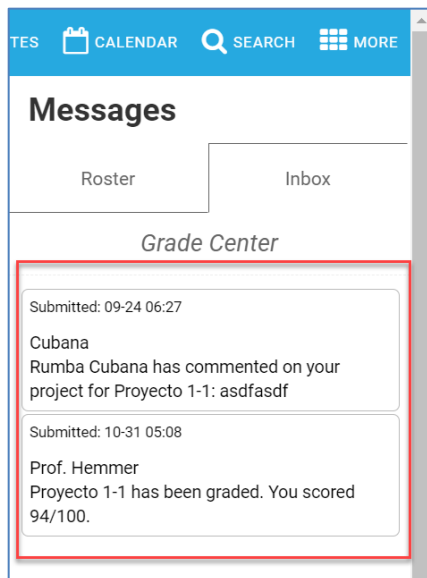
To access the grade center, click Messages, then Grade Center.



The Grade center contains two important notifications.

- The first is a notification showing that your instructor has graded open-ended assignments.
- The second is a notification indicating that your classmates or instructor has commented on your project.

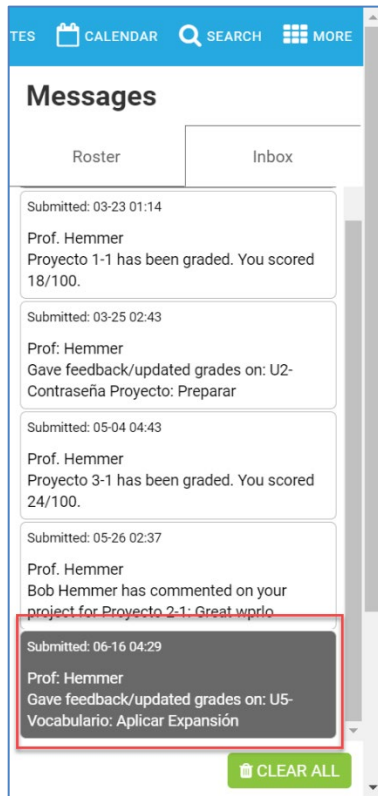
This first notification shows that one of your classmates commented on your project. If you click this first notification about your project, it will take you to the comment itself.



This second notification states that your professor gave you feedback and assigned a grade for the project as well. Click the project title to go to the page where the activity is located to see any comments.



LingroHub: Student How-To Guide



Here you can see that the instructor has given feedback and/or graded this open-ended activity. The item is dark because you have not yet clicked on it to review the feedback/grade. Click the message. When the new window opens, click **REVIEW** in the Activity Information Box to see any comments.