



LingroHub: Student How-To Guide

Understanding the icons



Late. When you see this in the gradebook or in review mode, it means that the attempt that you are review was submitted late. When you see this icon in the Activity Information Box, it means that if you complete the activity now, it will be classified as late.



Information is available by clicking this icon.

Gradebook icons



#1 click to show the gradebook in single column format

#2 click to show the gradebook in grid format

#3 click to show the standard view of the gradebook

#4 click to show the custom view of the gradebook (available only if your instructor has created one)

Audio icon

a letra h	
Audio x	Palabra x
	hora
	ocho
	ensayar
	hablar


Click the audio icon wherever you see to show a list of clickable audio files or to hear the audio file itself.

LingroHub: Student How-To Guide

Expand component view

2. Vocabulario

Here is the complete list of active vocabulary for this section to talk about **your schedule**.



Vocabulario 3-1 Show All

LOS DÍAS DE LA SEMANA x DAYS OF THE WEEK

lunes

Whenever you see this two-pronged icon, click it to expand that component on the page.

Pop-out PDF icon

2. Resumen gramatical

CONTRASEÑA

Unidad 3
Resumen gramatical 3-2 The present tense of verbs *ir* and *tener*



- ir* (to go) and *tener* (to have) are two verbs that show irregularities and are commonly used with other verbs to express ideas related to plans and obligations.
- Use *ir* + infinitive to express plans.

Voy a practicar yoga esta tarde. I'm going to practice yoga this afternoon.
¿Vas a salir el sábado por la noche? Are you going to go out Saturday night?
- Use *tener que* + infinitive to express obligation, to say what someone has to do, needs to do, or must do.

Tenemos que trabajar esta tarde. We have to work this afternoon.
¿Tienen que estudiar por la mañana? Do they have to study in the morning?
- Study how each verb is formed and memorize the forms:

The present tense of <i>ir</i> and <i>tener</i>		
Subject	<i>ir</i>	<i>tener</i>
yo	voy	tengo
tú	vas	tienes
él/ella; Ud.	va	tiene
nosotros/nosotras	vamos	tenemos
vosotros/vosotras	vais	tenéis
ellos/ellas; Uds.	van	tienen

- ¡OJO! The verb *tener* is irregular in the yo form (**tengo**). Then, it follows a typical pattern for stem-changing verbs: from -e to -ie in the tú, él/ella/Ud., and ellos/ellas/Uds. forms (**tienes, tiene, tienen**). It is regular in the **nosotros** and **vosotros** forms (**tenemos, tenéis**). You will learn about stem-changing verbs in later units, but for now, focus on memorizing each form of this verb.


DOWNLOAD PDF

Click the arrow icon to pop out the PDF. Click Download PDF to download to the device.



LingroHub: Student How-To Guide

Activity icons



- #1 Click the four-pronged arrow to enlarge the activity to full screen.
- #2 Click the back arrow to go back one activity in the sequence.
- #3 Click the menu to display and jump from one activity to another.
- #4 Click the forward arrow to move one activity in the sequence.
- #5 Click this icon for additional accessibility tools.

Video icons

Telling time: La hora

Watch this presentation about telling time in Spanish. Then, in *Aplicar*.

1. Presentación (5:15 min)

¿Qué hora es?

- #1 Click to pause video.
- #2 Click to adjust the volume.
- #3 Move scrub bar to advance the video.
- #4 Click for time remaining.
- #5 Click for closed-captions.
- #6 Click to enlarge.