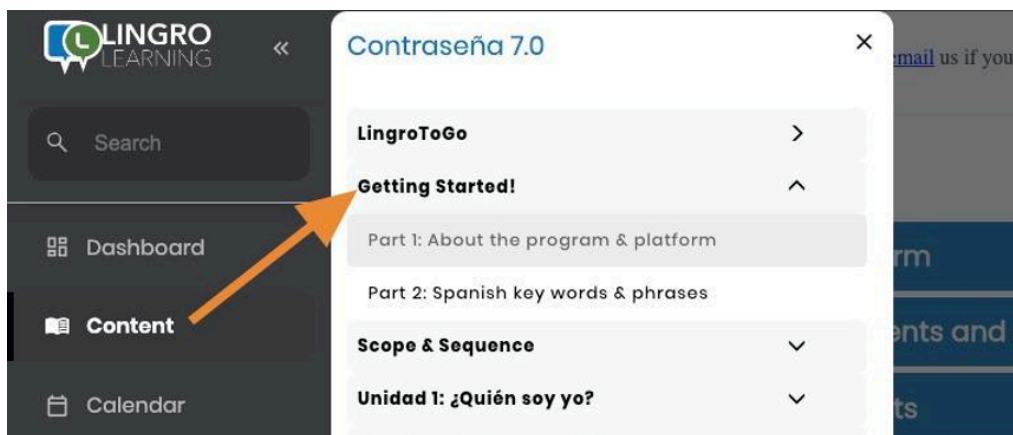


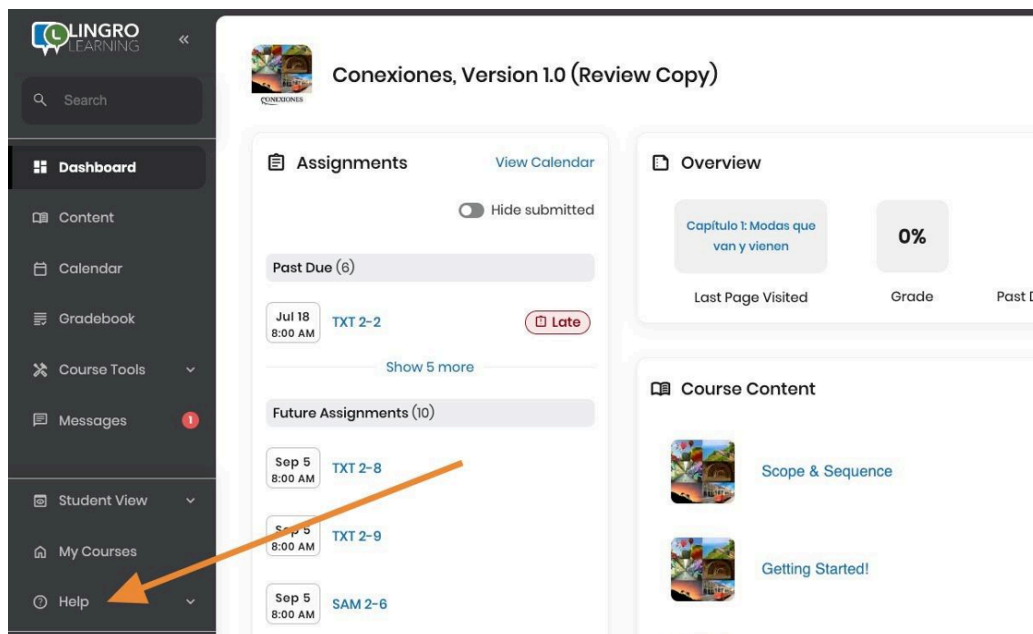


LingroHub offers several ways to get help in your course.

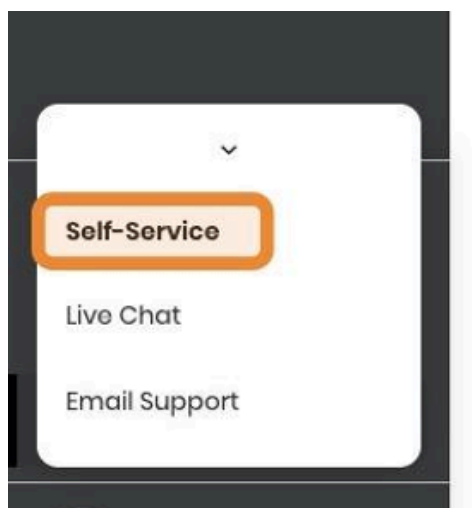
1. Go to **LingroHub**.
2. To get started in your LingroHub course, click on **Content** in the left navigation menu to access **Getting Started!** Here, you can find short self-paced training modules to help familiarize yourself on how to navigate your course.



3. To access other support avenues, click on the **Help** tab from the menu options on the left side of the screen.



Self-Service offers a library of how-to videos and written help materials regarding how to submit activities, viewing your grades, and more.

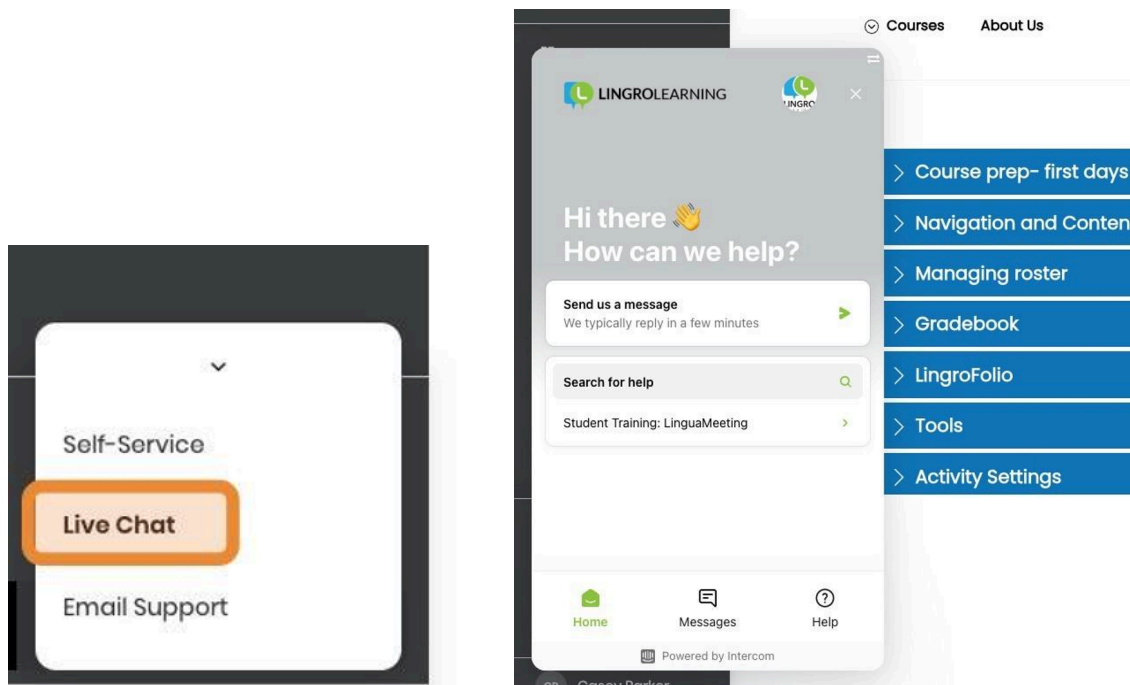


Within **Self-Service** there are a variety of categories to choose from.

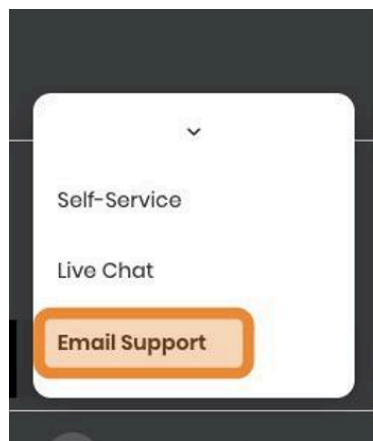
Simply click on the **arrow** to expand the category of your choosing and view all the materials within the category.

- > Navigating the Platform
- > How to find assignments and check their status
- > Activities/Assignments
- > Projects
- > Grades
- > Your LingroHub Profile
- > Getting help
- > Best Practices
- > Other features

Live Chat provides the opportunity to ask questions to a LingroHub Support Specialist in real time. **Live Chat** is available 8AM to 11PM EST Monday-Friday.



Email Support provides a link to receive help via email, and is available daily 8AM to 11PM EST.



[Made with Scribe](#)